

LumiSheetLamp

2' x 4' RECESSED TROFFER



FEATURES & SPECIFICATIONS

LumiSheetLamp series is a new concept in lighting that offers an optimal alternative for 2x2, 1x4 and 2x4 recessed fluorescent troffers. Utilizes our own patented optical system combined with premium high brightness LEDs. LumiSheetLamp provides highly uniform, smooth low glare/shadowing lighting for increased visual comfort. The improved lumen output and solid design allow for increased light levels as well as lower maintenance costs over time.

Construction

Shallow height, less than 3 inches deep including the junction box, is making it suitable for the ceiling with low depth.

White powder coated Aluminum Frame

Back Plate – Aluminum 0.6T

Junction Box – Electro Galvanized Iron 1.3T

Performance

CCT : 3000/3500/4000K

Lumen Output : 4,300lm(@3000K/3500K) /
4,500lm(@4000K)

Efficacy : 90lm/W(@3000/3500K) / 94lm/W(@4000K)

CRI : Minimum 80

Electrical

Integral, high efficiency driver and power supply

Universal AC Input Voltage : 120-277V

Nominal Power Factor : <0.9

Dimming: 0-10V standard

Surface Mount Kit : Consult factory

Listing

cUL : Listed

FCC : Listed

DesignLights Consortium : Pending

Warranty

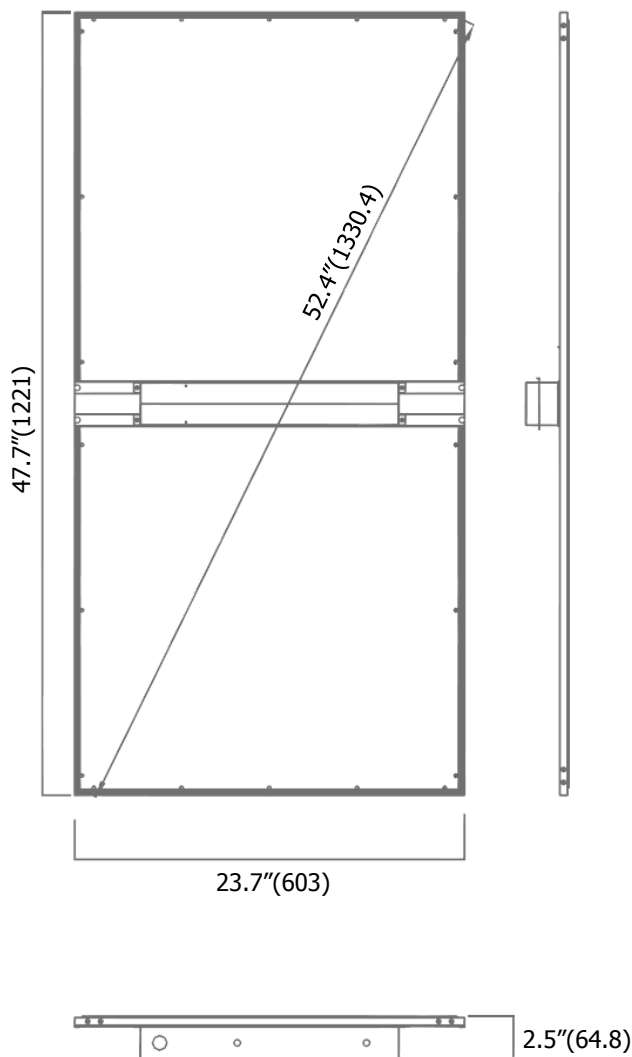
5 YEARS limited warranty.

Minimum 50,000 hours lifetime



LSL50-UM1260FT

2' x 4' LED Troffer



All dimensions are millimeters
Unless otherwise indicated

ORDERING INFORMATION

Example: : LSL50-UM1260FT(NDWCA)

Model Name	Power Consumption	Market	Size	Mount	(CCT	Optic	Frame Color	Mount	Dimming)	Options
LSL50		UM	1260	FT	W	D	W	C	A	SMK
LumiSheet Lamp 50W		USA	2'x4'	Recessed	3000K	Diffused	White Frame	Cable	0-10V	Surface Mount Kit
					Y					-Consult Factory
					3500K					
					N					
					4000K					

Lead times will vary depending on order volumes and options selected. Consult with your sales representative.

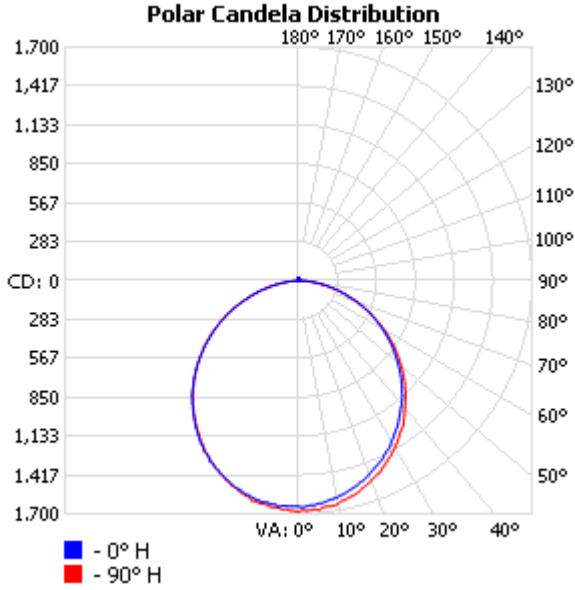
LumiSheetLamp

2' x 4' RECESSED TROFFER



PHOTOMETRICS

LSL50-UM1260FT(WDWCA), 4,600 delivered lumens, tested by Dongbulightec Lab.



Coefficients Of Utilization - Zonal Cavity Method

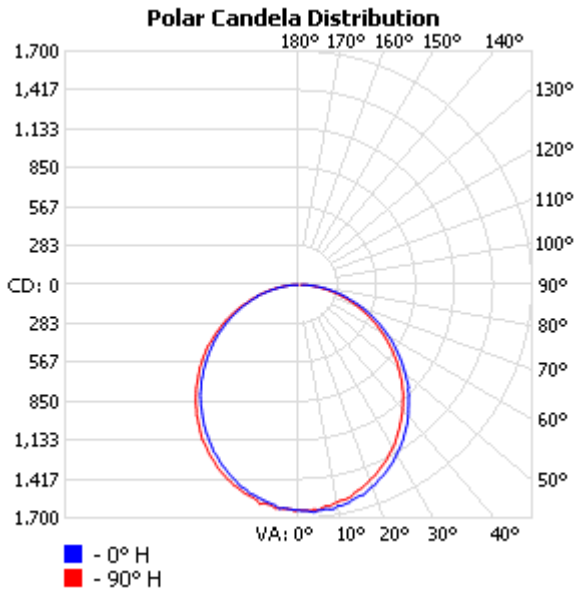
Effective Floor Cavity Reflectance: 20%

RCC %:	80				70				50				30				10				0
RW %:	70	50	30	0	70	50	30	0	50	30	20	50	30	20	50	30	20	50	30	20	0
RCR: 0	1.19	1.19	1.19	1.19	1.16	1.16	1.16	0.99	1.10	1.10	1.10	1.05	1.05	1.05	1.01	1.01	1.01	1.01	1.01	1.01	0.99
1	1.08	1.03	0.99	0.95	1.05	1.01	0.97	0.83	0.97	0.93	0.90	0.92	0.90	0.87	0.89	0.87	0.85	0.87	0.85	0.82	0.82
2	0.98	0.90	0.83	0.78	0.96	0.88	0.82	0.70	0.84	0.79	0.75	0.81	0.77	0.73	0.78	0.74	0.71	0.78	0.74	0.71	0.69
3	0.90	0.79	0.71	0.64	0.87	0.77	0.70	0.59	0.74	0.68	0.62	0.71	0.66	0.61	0.69	0.64	0.60	0.69	0.64	0.60	0.58
4	0.82	0.70	0.61	0.55	0.80	0.69	0.60	0.51	0.66	0.59	0.53	0.64	0.57	0.52	0.61	0.56	0.52	0.61	0.56	0.52	0.49
5	0.75	0.63	0.54	0.47	0.73	0.61	0.53	0.44	0.59	0.52	0.46	0.57	0.50	0.45	0.55	0.49	0.45	0.55	0.49	0.45	0.43
6	0.70	0.56	0.47	0.41	0.68	0.55	0.47	0.39	0.53	0.46	0.40	0.52	0.45	0.40	0.50	0.44	0.39	0.50	0.44	0.39	0.37
7	0.65	0.51	0.42	0.36	0.63	0.50	0.42	0.35	0.49	0.41	0.36	0.47	0.40	0.35	0.46	0.40	0.35	0.46	0.40	0.35	0.33
8	0.60	0.47	0.38	0.32	0.59	0.46	0.38	0.31	0.44	0.37	0.32	0.43	0.36	0.32	0.42	0.36	0.31	0.42	0.36	0.31	0.29
9	0.56	0.43	0.35	0.29	0.55	0.42	0.34	0.28	0.41	0.34	0.29	0.40	0.33	0.28	0.39	0.33	0.28	0.39	0.33	0.28	0.26
10	0.53	0.39	0.32	0.26	0.51	0.39	0.31	0.26	0.38	0.31	0.26	0.37	0.30	0.26	0.36	0.30	0.26	0.36	0.30	0.26	0.24

ZONAL LUMEN SUMMARY

Zone	Lumens	% Total
0-10	157.9	3.3%
10-20	450.6	9.5%
20-30	679.1	14.3%
30-40	813.0	17.2%
40-50	838.1	17.7%
50-60	751.6	15.9%
60-70	568.7	12.0%
70-80	324.3	6.8%
80-90	92.8	2.0%

LSL50-UM1260FT(YDWCA), 4,600 delivered lumens, tested by Dongbulightec Lab.



Coefficients Of Utilization - Zonal Cavity Method

Effective Floor Cavity Reflectance: 20%

RCC %:	80				70				50				30				10				0
RW %:	70	50	30	0	70	50	30	0	50	30	20	50	30	20	50	30	20	50	30	20	0
RCR: 0	1.18	1.18	1.18	1.18	1.15	1.15	1.15	0.99	1.10	1.10	1.10	1.06	1.06	1.06	1.01	1.01	1.01	1.01	1.01	1.01	0.99
1	1.08	1.03	0.99	0.95	1.05	1.01	0.97	0.84	0.96	0.93	0.90	0.92	0.90	0.87	0.89	0.87	0.85	0.89	0.87	0.85	0.83
2	0.98	0.90	0.83	0.77	0.95	0.88	0.81	0.70	0.84	0.79	0.74	0.81	0.76	0.72	0.78	0.74	0.71	0.78	0.74	0.71	0.69
3	0.89	0.79	0.70	0.64	0.87	0.77	0.69	0.59	0.74	0.68	0.62	0.71	0.66	0.61	0.69	0.64	0.60	0.69	0.64	0.60	0.58
4	0.82	0.70	0.61	0.54	0.79	0.68	0.60	0.51	0.66	0.59	0.53	0.63	0.57	0.52	0.61	0.56	0.51	0.61	0.56	0.51	0.49
5	0.75	0.62	0.53	0.47	0.73	0.61	0.53	0.45	0.59	0.51	0.46	0.57	0.50	0.45	0.55	0.49	0.45	0.55	0.49	0.45	0.43
6	0.69	0.56	0.47	0.41	0.67	0.55	0.47	0.39	0.53	0.46	0.40	0.52	0.45	0.40	0.50	0.44	0.39	0.50	0.44	0.39	0.37
7	0.64	0.51	0.42	0.36	0.63	0.50	0.42	0.35	0.48	0.41	0.35	0.47	0.40	0.35	0.46	0.40	0.35	0.46	0.40	0.35	0.33
8	0.60	0.46	0.38	0.32	0.58	0.46	0.38	0.31	0.44	0.37	0.32	0.43	0.36	0.32	0.42	0.36	0.31	0.42	0.36	0.31	0.29
9	0.56	0.43	0.34	0.29	0.55	0.42	0.34	0.28	0.41	0.34	0.29	0.40	0.33	0.28	0.39	0.33	0.28	0.39	0.33	0.28	0.26
10	0.52	0.39	0.31	0.26	0.51	0.39	0.31	0.26	0.38	0.31	0.26	0.37	0.30	0.26	0.36	0.30	0.26	0.36	0.30	0.26	0.24

ZONAL LUMEN SUMMARY

Zone	Lumens	% Total
0-10	155.2	3.4%
10-20	441.6	9.6%
20-30	663.2	14.4%
30-40	791.3	17.2%
40-50	813.4	17.7%
50-60	730.3	15.9%
60-70	559.8	12.2%
70-80	335.2	7.3%
80-90	105.4	2.3%

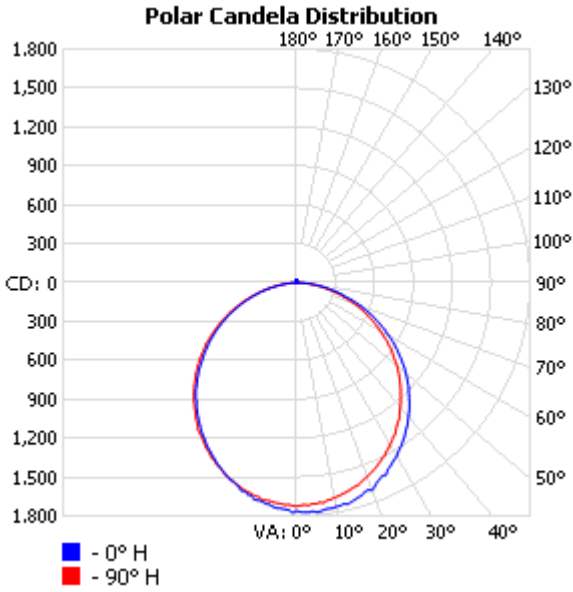
LumiSheetLamp

2' x 4' RECESSED TROFFER



PHOTOMETRICS

LSL50-UM1260FT(NDWCA), 4,800 delivered lumens, tested by Dongbulightec Lab.



Coefficients Of Utilization - Zonal Cavity Method

Effective Floor Cavity Reflectance: 20%

RCC %:	80				70				50				30				10				0
RW %:	70	50	30	0	70	50	30	0	50	30	20	50	30	20	50	30	20	50	30	20	0
RCR: 0	1.18	1.18	1.18	1.18	1.15	1.15	1.15	0.98	1.10	1.10	1.10	1.05	1.05	1.05	1.00	1.00	1.00	1.00	1.00	1.00	0.98
1	1.08	1.03	0.98	0.95	1.05	1.00	0.96	0.83	0.96	0.93	0.90	0.92	0.89	0.87	0.88	0.86	0.84	0.88	0.86	0.84	0.82
2	0.98	0.89	0.83	0.77	0.95	0.87	0.81	0.69	0.84	0.78	0.74	0.80	0.76	0.72	0.77	0.73	0.70	0.68	0.63	0.59	0.57
3	0.89	0.79	0.70	0.64	0.86	0.77	0.69	0.59	0.74	0.67	0.62	0.71	0.65	0.61	0.68	0.63	0.59	0.68	0.63	0.59	0.57
4	0.82	0.70	0.61	0.54	0.79	0.68	0.60	0.51	0.65	0.58	0.53	0.63	0.57	0.52	0.61	0.55	0.51	0.61	0.55	0.51	0.49
5	0.75	0.62	0.53	0.47	0.73	0.61	0.53	0.44	0.59	0.51	0.46	0.57	0.50	0.45	0.55	0.49	0.44	0.55	0.49	0.44	0.42
6	0.69	0.56	0.47	0.41	0.67	0.55	0.46	0.39	0.53	0.45	0.40	0.51	0.45	0.39	0.49	0.44	0.39	0.49	0.44	0.39	0.37
7	0.64	0.51	0.42	0.36	0.62	0.50	0.42	0.34	0.48	0.41	0.35	0.47	0.40	0.35	0.45	0.39	0.35	0.45	0.39	0.35	0.33
8	0.60	0.46	0.38	0.32	0.58	0.45	0.37	0.31	0.44	0.37	0.32	0.43	0.36	0.31	0.41	0.35	0.31	0.41	0.35	0.31	0.29
9	0.56	0.42	0.34	0.29	0.54	0.42	0.34	0.28	0.41	0.33	0.28	0.39	0.33	0.28	0.38	0.32	0.28	0.38	0.32	0.28	0.26
10	0.52	0.39	0.31	0.26	0.51	0.39	0.31	0.25	0.38	0.31	0.26	0.36	0.30	0.26	0.36	0.30	0.25	0.36	0.30	0.25	0.24

ZONAL LUMEN SUMMARY

Zone	Lumens	% Total
0-10	162.9	3.3%
10-20	464.8	9.5%
20-30	699.9	14.3%
30-40	838.6	17.1%
40-50	865.0	17.6%
50-60	777.6	15.9%
60-70	590.7	12.0%
70-80	339.8	6.9%
80-90	99.2	2.0%

Product Image

